

Available Information

- Schedules—shows the classes you are enrolled in as of the last time that schedules were printed. This report is divided by semester.
- Progress Report—(7-8) shows the most recent progress report.
- Report Card—(4-12) shows the most recent report card.
- ERC—(K-3) shows the most recent elementary report card.
- Attendance—shows any days in the current year where an absence was recorded for you.
- Gradebook—assignments and/or grades that are posted to the portal.



Student Portal Technical Support

Lancaster Central Schools
Student Portal
177 Central Avenue
Lancaster, NY 14086

www.lancasterschools.org

For help send email to:
eSchoolStudentportal@lancasterschools.org



Lancaster Central
School District

eSchool Student Portal

www.lancasterschools.org



Student Portal Technical Support

Email:
eSchoolStudentportal@lancasterschools.org

eSchoolData Student Portal

The Student Portal provides you with 24/7 access to your academic information. With a Student Portal account, you may log on at any time to view information regarding your grades, schedule, and attendance.

All students have a Student Portal account. To activate your account, email your name and student ID number to.....

eschoolstudentportal@lancasterschools.org
Once your account has been activated, you will receive a reply email message containing your initial login password. You will also see a *My Account* button at the top right of the page. Click that button to change your password at any time.

It is recommended that students change their password after initial login, and at least once a year thereafter



www.lancasterschools.org

** Then click on the Student Portal icon on the black icon bar**

Get activated now!

Using Student Portal Accounts

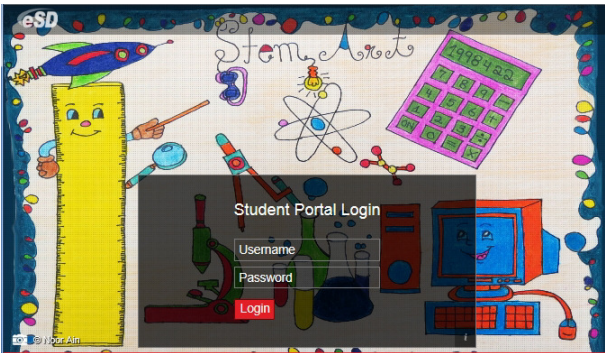
To log into your student portal account, please go to www.lancasterschools.org. On the black icon bar click on Student Portal to open the login page.

To login enter your student ID # (username) and password. *When logging in the first time you will use the password that was emailed to you acknowledging your account activation.

Finally, you must agree to the terms and conditions of the site before gaining access to your information.

Once you are successfully logged into the student portal, you will be brought to your home page which contains district-wide announcements. Your academic information is displayed in a tab format. Each tab corresponds to specific reporting that is generated from the eSchoolData student management system.

The tabs include Attendance, Schedule, Transcript, Report Card, Gradebook,, and Progress Report. Daily attendance is provided along with period by period. Depending on grade level, some tabs may not be available for all students. To view your information, simply click on the tab containing the information you are looking for.

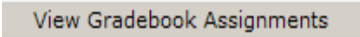


Student Portal Login Screen

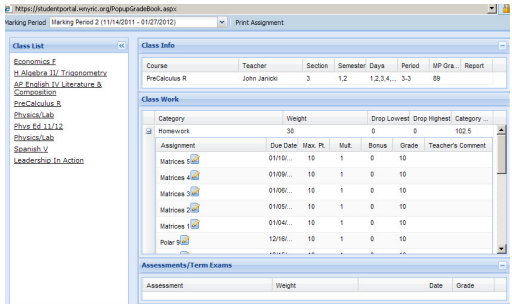
Viewing Grades/Assignments

To view grades/assignments on the Gradebook tab...

Click on the gray button



Classes will load in the pane along the left, and the Gradebook information that corresponds to each class will load in the right pane listed by category. Click on the plus sign (+) to the left of the category to drop down the contents.



Gradebook screen

*Not all classes have grades/assignments posted to the portal.